

INTERNATIONAL STANDARD

**ISO
180**

Third edition
2000-12-15

AMENDMENT 1
2006-12-01

Plastics — Determination of Izod impact strength

AMENDMENT 1

Plastiques — Détermination de la résistance au choc Izod
AMENDEMENT 1



Reference number
ISO 180:2000/Amd.1:2006(E)

© ISO 2006

PDF disclaimer

This PDF file may contain embedded typefaces. In accordance with Adobe's licensing policy, this file may be printed or viewed but shall not be edited unless the typefaces which are embedded are licensed to and installed on the computer performing the editing. In downloading this file, parties accept therein the responsibility of not infringing Adobe's licensing policy. The ISO Central Secretariat accepts no liability in this area.

Adobe is a trademark of Adobe Systems Incorporated.

Details of the software products used to create this PDF file can be found in the General Info relative to the file; the PDF-creation parameters were optimized for printing. Every care has been taken to ensure that the file is suitable for use by ISO member bodies. In the unlikely event that a problem relating to it is found, please inform the Central Secretariat at the address given below.

STANDARDSISO.COM : Click to view the full PDF of ISO 180:2000/Amd 1:2006

© ISO 2006

All rights reserved. Unless otherwise specified, no part of this publication may be reproduced or utilized in any form or by any means, electronic or mechanical, including photocopying and microfilm, without permission in writing from either ISO at the address below or ISO's member body in the country of the requester.

ISO copyright office
Case postale 56 • CH-1211 Geneva 20
Tel. + 41 22 749 01 11
Fax + 41 22 749 09 47
E-mail copyright@iso.org
Web www.iso.org

Published in Switzerland

Foreword

ISO (the International Organization for Standardization) is a worldwide federation of national standards bodies (ISO member bodies). The work of preparing International Standards is normally carried out through ISO technical committees. Each member body interested in a subject for which a technical committee has been established has the right to be represented on that committee. International organizations, governmental and non-governmental, in liaison with ISO, also take part in the work. ISO collaborates closely with the International Electrotechnical Commission (IEC) on all matters of electrotechnical standardization.

International Standards are drafted in accordance with the rules given in the ISO/IEC Directives, Part 2.

The main task of technical committees is to prepare International Standards. Draft International Standards adopted by the technical committees are circulated to the member bodies for voting. Publication as an International Standard requires approval by at least 75 % of the member bodies casting a vote.

Attention is drawn to the possibility that some of the elements of this document may be the subject of patent rights. ISO shall not be held responsible for identifying any or all such patent rights.

Amendment 1 to ISO 180:2000 was prepared by Technical Committee ISO/TC 61, *Plastics*, Subcommittee SC 2, *Mechanical properties*.

Plastics — Determination of Izod impact strength

AMENDMENT 1

Page 2, Clause 2

Update the normative references as follows:

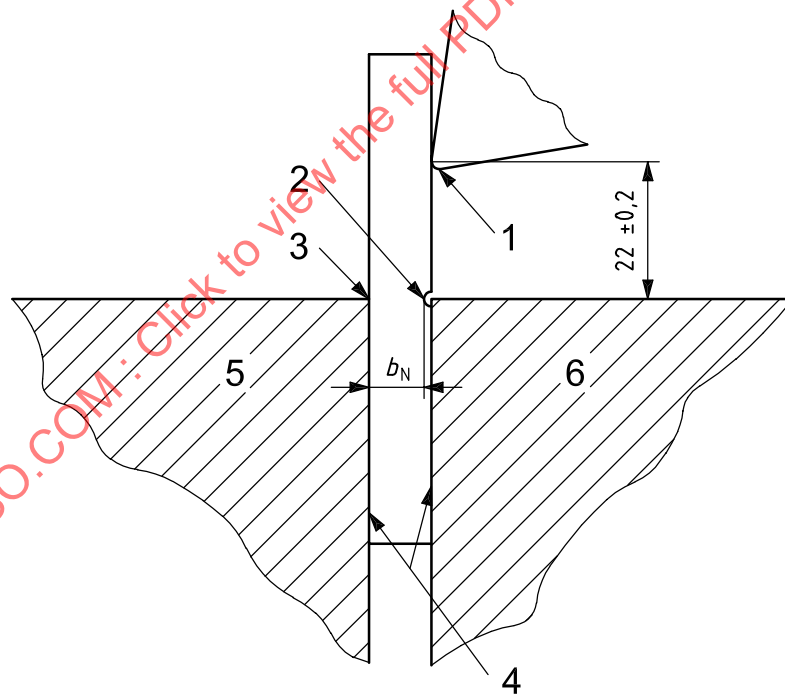
Delete all the years of publication, together with the footnotes.

Replace the reference to ISO 1268 by "ISO 1268 (all parts), *Fibre-reinforced plastics — Methods of producing test plates.*"

Page 5

Insert the following new figure at the top of the page:

Dimensions in millimetres

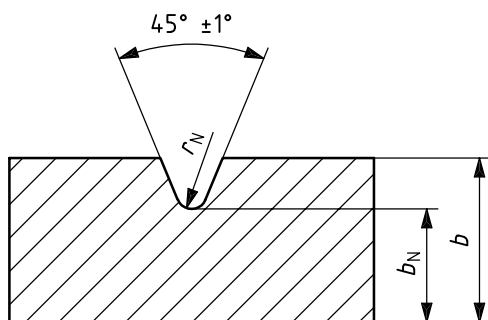


Key

- 1 striking edge (for radius, see ISO 13802)
- 2 notch
- 3 vice jaw edge about which bending takes place (for radius, see ISO 13802)
- 4 faces of jaws in contact with the specimen
- 5 fixed vice jaw
- 6 movable vice jaw
- b_N remaining width at notch base (8 mm \pm 0,2 mm)

Figure 2 — Vice jaws, test specimen (notched) and striking edge shown at impact

Renumber the existing Figure 2 as Figure 3 and modify it as follows:

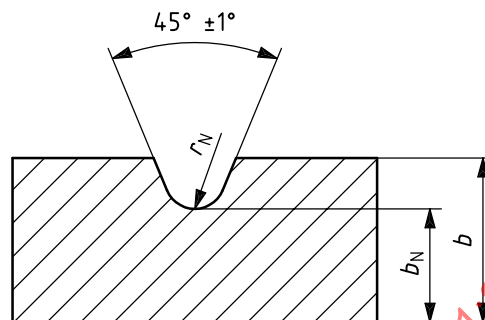


Radius r_N of notch base = 0,25 mm \pm 0,05 mm

b = specimen width (10 mm \pm 0,2 mm)

b_N = remaining width at notch base (8 mm \pm 0,2 mm)

a) Type A



Radius r_N of notch base = 1 mm \pm 0,05 mm

b = specimen width (10 mm \pm 0,2 mm)

b_N = remaining width at notch base (8 mm \pm 0,2 mm)

b) Type B

Figure 3 — Notch types

Throughout the text where reference is made to "Figure 1", replace this by "Figures 1 and 2" and, where reference is made to "Figure 2", replace this by "Figure 3" except in Clause 4 (Principle) where the reference to "Figure 2" shall remain "Figure 2".

Page 3, Subclause 5.1.1

Add after the existing text:

"ISO 13802 describes partial verification and full verification. In the case of full verification, some items are difficult to verify when the apparatus is assembled. Such verifications are assumed to be incumbent on the manufacturer."

Page 5, Subclause 6.1.3

Replace "in accordance with ISO 1268" by "in accordance with the relevant part of ISO 1268".

Page 7, Subclause 7.7

Replace the definition of "N" by the following:

"N non-break: there is no break and the specimen is only distorted, possibly combined with stress whitening"