
**Earth-moving machinery — Symbols
for operator controls and other
displays —**

**Part 1:
Common symbols**

AMENDMENT 1: Additional symbols

*Engins de terrassement — Symboles pour les commandes de
l'opérateur et autres indicateurs —*

Partie 1: Symboles communs

AMENDEMENT 1: Symboles supplémentaires





COPYRIGHT PROTECTED DOCUMENT

© ISO 2022

All rights reserved. Unless otherwise specified, or required in the context of its implementation, no part of this publication may be reproduced or utilized otherwise in any form or by any means, electronic or mechanical, including photocopying, or posting on the internet or an intranet, without prior written permission. Permission can be requested from either ISO at the address below or ISO's member body in the country of the requester.

ISO copyright office
CP 401 • Ch. de Blandonnet 8
CH-1214 Vernier, Geneva
Phone: +41 22 749 01 11
Email: copyright@iso.org
Website: www.iso.org

Published in Switzerland

Foreword

ISO (the International Organization for Standardization) is a worldwide federation of national standards bodies (ISO member bodies). The work of preparing International Standards is normally carried out through ISO technical committees. Each member body interested in a subject for which a technical committee has been established has the right to be represented on that committee. International organizations, governmental and non-governmental, in liaison with ISO, also take part in the work. ISO collaborates closely with the International Electrotechnical Commission (IEC) on all matters of electrotechnical standardization.

The procedures used to develop this document and those intended for its further maintenance are described in the ISO/IEC Directives, Part 1. In particular, the different approval criteria needed for the different types of ISO documents should be noted. This document was drafted in accordance with the editorial rules of the ISO/IEC Directives, Part 2 (see www.iso.org/directives).

Attention is drawn to the possibility that some of the elements of this document may be the subject of patent rights. ISO shall not be held responsible for identifying any or all such patent rights. Details of any patent rights identified during the development of the document will be in the Introduction and/or on the ISO list of patent declarations received (see www.iso.org/patents).

Any trade name used in this document is information given for the convenience of users and does not constitute an endorsement.

For an explanation of the voluntary nature of standards, the meaning of ISO specific terms and expressions related to conformity assessment, as well as information about ISO's adherence to the World Trade Organization (WTO) principles in the Technical Barriers to Trade (TBT), see www.iso.org/iso/foreword.html.

This document was prepared by Technical Committee ISO/TC 127, *Earth-moving machinery*, Subcommittee SC 3, *Machine characteristics, electrical and electronic systems, operation and maintenance*.

A list of all parts in the ISO 6405 series can be found on the ISO website.

Any feedback or questions on this document should be directed to the user's national standards body. A complete listing of these bodies can be found at www.iso.org/members.html.

STANDARDSISO.COM : Click to view the full PDF of ISO 6405-1:2017/Amd 1:2022

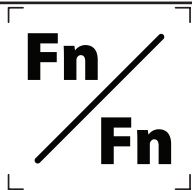
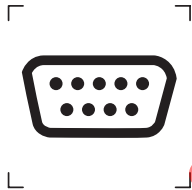

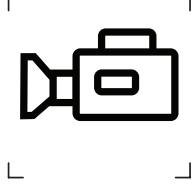
Earth-moving machinery — Symbols for operator controls and other displays —

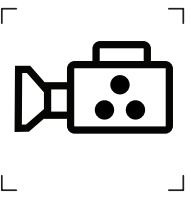
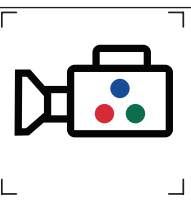

Part 1: Common symbols

AMENDMENT 1: Additional symbols

Clause 9


Add the following symbols after 9.199:

| | Graphical symbol | Symbol title and description | ISO/IEC registration number |
|-------|---|--|------------------------------|
| 9.200 |  | Toggle; cycle To identify the control that toggles or cycles between two functions. This symbol does not specify the functions. | ISO 7000-3837 |
| 9.201 |  | Diagnostic port, general To identify the location of the port to which diagnostic equipment is connected. To indicate that the diagnostic port is in use. This symbol does not specify the machine system, component, or function. For specific machine systems, components, or functions, add a symbol element to identify the system, component, or function. See also ISO 7000-3418. | ISO 7000-3752 |
| 9.202 |  | Reconfigurable control To identify a control that can be configured for different machine functions or operating parameters, depending on selection of programming by the operator. This symbol does not specify the system, component, or function. For specific machine systems, components, or functions, add a symbol element to identify the system, component, or function. | Application of ISO 7000-3668 |
| 9.203 |  | Video camera To identify the controls for the video camera. To indicate the operational status of the video camera. Symbol may be mirror-imaged to indicate a rearward-facing video camera. Use this symbol unless it is necessary to differentiate between monochrome and colour video cameras, in which case use symbol in 9.204. | ISO 7000-3753 |

| | Graphical symbol | Symbol title and description | ISO/IEC registration number |
|-------|--|---|------------------------------|
| 9.204 |  | <p>Colour video camera</p> <p>To identify the controls for the colour video camera.</p> <p>To indicate the operational status of the colour video camera.</p> <p>Symbol may be mirror-imaged to indicate a rearward-facing colour video camera.</p> <p>If this symbol is reproduced in colour, the colours of the filled circles shall be red (lower left), blue (top), and green (lower right).</p> <p>Use this symbol only when it is necessary to differentiate between monochrome and colour video cameras; otherwise use symbol in 9.203.</p> | ISO 7000-3754 |
| 9.205 |  | <p>Colour video camera</p> <p>See description for symbol in 9.204.</p> <p>This symbol is an application of symbol in 9.204.</p> | Application of ISO 7000-3754 |
| 9.206 |  | <p>Headphones</p> <p>To identify the connection or controls for the headphones.</p> <p>To indicate that the headphones are connected or switched on.</p> | IEC 60417-5077 |


Clause 10

Add the following symbol after 10.71:

| | Graphical symbol | Symbol title and description | ISO/IEC registration number |
|-------|---|---|-----------------------------|
| 10.72 |  | <p>Engine starter, shut-off</p> <p>To identify the device or control that causes interruption of a power line from the battery to the starting motor.</p> <p>To indicate that the engine starting motor electric power line from the battery is interrupted.</p> | ISO 7000-3755 |


Clause 11

Add the following symbol after 11.28:

| | Graphical symbol | Symbol title and description | ISO/IEC registration number |
|-------|---|---|-----------------------------|
| 11.29 |  | Transmission, electrical preheat To identify the control that electrically heats the transmission to assist in starting at low temperatures. To indicate that the transmission preheat is activated. | ISO 7000-3729 |



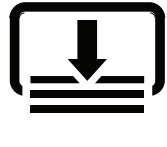
Clause 12

Add the following symbol after 12.29:

| | Graphical symbol | Symbol title and description | ISO/IEC registration number |
|-------|--|---|-----------------------------|
| 12.30 |  | Hydraulic motor To identify the hydraulic motor. To identify the display that provides information about the hydraulic motor. Symbol may be rotated 90° for a more realistic orientation of the symbol to the actual hydraulic motor. | ISO 7000-3730 |




Clause 16

Add the following symbols after 16.29:

| | Graphical symbol | Symbol title and description | ISO/IEC registration number |
|-------|---|--|-----------------------------|
| 16.30 |  | Sunshade To identify the control that opens or closes any form (opaque to translucent) of sun-blocking material covering a window surface. To indicate the operational status of the sunshade | ISO 7000-2554 |
| 16.31 |  | Sunshade, close To identify the control that closes the sunshade. To indicate that the sunshade is closing or is in the closed position. | ISO 7000-3838 |
| 16.32 |  | Sunshade, open To identify the control that opens the sunshade. To indicate that the sunshade is opening or is in the open position. | ISO 7000-3839 |

Clause 18

Add the following symbols after 18.22:

| | Graphical symbol | Symbol title and description | ISO/IEC registration number |
|-------|---|---|-----------------------------|
| 18.23 |  | Heated seatback To identify the control for the device that warms the seatback. | ISO 7000-3840 |
| 18.24 |  | Seat sensor, failure or malfunction To indicate seat sensor failure or malfunction. | ISO 7000-3746 |
| 18.25 |  | Seat lap bar interlock To indicate the status of the seat lap bar interlock. | ISO 7000-3841 |