



ANSI/CAN/UL 15027-3:2020 (R2025)

JOINT CANADA-UNITED STATES
NATIONAL STANDARD

STANDARD FOR SAFETY

Immersion Suits – Part 3: Test Methods (ISO 15027-3:2012, MOD)



ANSI/UL 15027-3-2020
(R2025)



SCC FOREWORD

National Standard of Canada

A National Standard of Canada is a standard developed by a Standards Council of Canada (SCC) accredited Standards Development Organization, in compliance with requirements and guidance set out by SCC. More information on National Standards of Canada can be found at www.scc.ca.

SCC is a Crown corporation within the portfolio of Innovation, Science and Economic Development (ISED) Canada. With the goal of enhancing Canada's economic competitiveness and social well-being, SCC leads and facilitates the development and use of national and international standards. SCC also coordinates Canadian participation in standards development, and identifies strategies to advance Canadian standardization efforts.

Accreditation services are provided by SCC to various customers, including product certifiers, testing laboratories, and standards development organizations. A list of SCC programs and accredited bodies is publicly available at www.scc.ca.

ULNORM.COM : Click to view the full PDF of UL 15027-3 2022

UL Standard for Safety for Immersion Suits – Part 3: Test Methods, ANSI/CAN/UL 15027-3

First Edition, Dated September 8, 2020

Summary of Topics

This reaffirmation of ANSI/CAN/UL 15027-3 dated March 6, 2025 is being issued to update the title page to reflect the most recent designation as a Reaffirmed American National Standard (ANS) and National Standard of Canada (SCC). No technical changes have been made.

ANSI/CAN/UL 15027-3 is an adoption with national deviations of ISO Standard for Immersion Suits – Part 3: Test Methods, second edition of ISO 15027-3: 2012-11-01. Please note that the National Difference document incorporates all of the U.S. national differences for UL 15027-3.

Text that has been changed in any manner or impacted by ULSE's electronic publishing system is marked with a vertical line in the margin.

The requirements are substantially in accordance with Proposal(s) on this subject dated November 8, 2024.

All rights reserved. No part of this publication may be reproduced, stored in a retrieval system, or transmitted in any form by any means, electronic, mechanical photocopying, recording, or otherwise without prior permission of ULSE Inc. (ULSE).

ULSE provides this Standard "as is" without warranty of any kind, either expressed or implied, including but not limited to, the implied warranties of merchantability or fitness for any purpose.

In no event will ULSE be liable for any special, incidental, consequential, indirect or similar damages, including loss of profits, lost savings, loss of data, or any other damages arising out of the use of or the inability to use this Standard, even if ULSE or an authorized ULSE representative has been advised of the possibility of such damage. In no event shall ULSE's liability for any damage ever exceed the price paid for this Standard, regardless of the form of the claim.

Users of the electronic versions of UL's Standards for Safety agree to defend, indemnify, and hold ULSE harmless from and against any loss, expense, liability, damage, claim, or judgment (including reasonable attorney's fees) resulting from any error or deviation introduced while purchaser is storing an electronic Standard on the purchaser's computer system.

No Text on This Page

ULNORM.COM : Click to view the full PDF of UL 15027-3 2025



ANSI/UL 15027-3-2020 (R2025)

SEPTEMBER 8, 2020

(Title Page Reprinted: March 6, 2025)



1

ANSI/CAN/UL 15027-3:2020 (R2025)
(ISO 15027-3:2012, MOD)

Standard for Immersion Suits – Part 3: Test Methods

First Edition

September 8, 2020

This ANSI/CAN/UL Safety Standard consists of the First Edition including revisions through date March 6, 2025.

The most recent designation of ANSI/UL 15027-3 as a Reaffirmed American National Standard (ANS) occurred on March 6, 2025. ANSI approval for a standard does not include the Cover Page, Transmittal Pages, Title Page, Preface or SCC Foreword.

This standard has been reaffirmed as a National Standard of Canada (NSC) on March 6, 2025.

© 2025 ULSE Inc. All rights reserved.

No Text on This Page

ULNORM.COM : Click to view the full PDF of UL 15027-3 2025

CONTENTS

Preface	5
NATIONAL DIFFERENCES	9
Foreword (ISO)	11
1 Scope	13
1DV Modification of 1st paragraph of Clause 1 by replacing it with the following:	13
2 Normative references	13
2DV Modification of Clause 2 by adding the following:	13
3 Testing of the device	13
3.1 General	13
3.2 Sampling	14
3.3 Human test subjects	14
3.4 Fuel resistance test	16
3.4DV Modification of Clause 3.4 by replacing with Clause 3.4DV.1 to 3.4DV.1.3:	16
3.5 Flammability test	17
3.6 Rotating shock bin test	19
3.7 Leakage measurement	20
3.8 Thermal test	24
3.9 Temperature cycling test	31
3.10 Ergonomic performance testing	31
3.10.8DV Addition of Clause 3.10.8DV.1 to 3.10.8DV.1.4 and Figure 5DV to Clause 3.10:	40
3.10.9DV Addition of Clause 3.10.9DV.1 to 3.10.9DV.1.4 and Figure 6DV and 7DV to Clause 3.10:	41

Annex A (normative) Test results – Uncertainty of measurement

Bibliography

No Text on This Page

ULNORM.COM : Click to view the full PDF of UL 15027-3 2025

Preface

This is the First Edition of the ANSI/CAN/UL 15027-3, Standard for Immersion suits – Part 3: Test methods, which is a National Adoption of the second edition of ISO 15027-3: 2012-11-01.

ULSE is accredited by the American National Standards Institute (ANSI) and the Standards Council of Canada (SCC) as a Standards Development Organization (SDO).

This Standard has been developed in compliance with the requirements of ANSI and SCC for accreditation of a Standards Development Organization.

This ANSI/CAN/UL 15027-3 Standard is under continuous maintenance, whereby each revision is approved in compliance with the requirements of ANSI and SCC for accreditation of a Standards Development Organization. In the event that no revisions are issued for a period of four years from the date of publication, action to revise, reaffirm, or withdraw the standard shall be initiated.

In Canada, there are two official languages, English and French. All safety warnings must be in French and English. Attention is drawn to the possibility that some Canadian authorities may require additional markings and/or installation instructions to be in both official languages.

Comments or proposals for revisions on any part of the Standard may be submitted to ULSE at any time. Proposals should be submitted via a Proposal Request in the On-Line Collaborative Standards Development System (CSDS) at <http://csds.ul.com>.

Our Standards for Safety are copyrighted by ULSE Inc. Neither a printed nor electronic copy of a Standard should be altered in any way. All of our Standards and all copyrights, ownerships, and rights regarding those Standards shall remain the sole and exclusive property of ULSE Inc.

This Edition of the Standard has been formally approved by the Technical Committee (TC) on Personal Flotation Devices, TC 1123.

This list represents the TC 1123 membership when the final text in this standard was balloted. Since that time, changes in the membership may have occurred.

TC 1123 Membership

Name	Representing	Interest Category	Region
S. Balistreri	Balistreri Consulting INC	Producer	USA
D. Broadbent	ABYC	Testing & Standards Org.	USA
D. Campbell	IMANNA Laboratory, Inc.	Testing & Standards Org.	USA
T. Dardis	U.S. Coast Guard Headquarters	Government	USA
J. Davis	TAKASHINA LIFE PRESERVERS CO LTD, DBA TLPC JAPAN	Producer	Japan
B. Espelien	PFD Consultants INC	General Interest	USA
T. Faletra	Throw Raft LLC	Producer	USA
J. Fetterman	NASBLA	General Interest	USA
S. Fowlkes	American Canoe Association	Commercial / Industrial User	USA

TC 1123 Membership Continued on Next Page

TC 1123 Membership Continued

Name	Representing	Interest Category	Region
R. Holcomb	Sport Dimension	Producer	USA
B. Holthouser	Standards Individuals	Consumer	USA
R. Johnston	Industry Consultant Life Jackets & Survival Gear	Producer	Canada
M. Kirkland	UL Solutions	Testing & Standards Org.	United Kingdom
D. Lanternari	Erez Thermoplastic Products	Supply Chain	Israel
L. Larson	USA Water Ski	Commercial / Industrial User	USA
A. Laursen	FORCE Certification A/S	Testing & Standards Org.	Denmark
J. LeBlanc	West Jackson Fire Department	Authorities Having Jurisdiction	USA
E. Letourneau	Transport Canada	Government	Canada
R. Markle	Markle Marine Safety Services LLC	General Interest	USA
M. McShane	Paddle Canada	Commercial / Industrial User	Canada
D. Moffatt	Ontario Provincial Police	Government	Canada
L. Hanson Ouellette	Lifesaving Society Ontario Branch	General Interest	Canada
G. Perrin	Sail Canada	Consumer	Canada
P. Potter	The Cord Group LTD	General Interest	Canada
R. Rippy	The Coleman Company, Inc.	Producer	USA
S. Rogier	HALKEY-ROBERTS CORP	Producer	USA
L. Stanford	Leland LTD INC	Producer	USA
J. Stimatz	Standards Individuals	Consumer	USA
G. Tam	Department Of National Defence	Government	Canada
D. Thomas	DSS Protection	Producer	Canada
M. Uren	SPINLOCK	Producer	United Kingdom
A. Van Camp	AJV INC	Producer	USA
W. Walters	Kent Outdoors	Producer	USA
S. Wehr	Standards Individuals	Consumer	USA
J. Yurkovich	U.S. Coast Guard Headquarters	Government	USA

International Classification for Standards (ICS): 13.220; 27.100; 29.220

For information on ULSE Standards, visit <https://www.shopulstandards.com>, call toll free 1-888-853-3503 or email us at ClientService@shopULStandards.com.

This Standard is intended to be used for conformity assessment.

The intended primary application of this standard is stated in its scope. It is important to note that it remains the responsibility of the user of the standard to judge its suitability for this particular application.

CETTE NORME NATIONALE DU CANADA EST DISPONIBLE EN VERSIONS FRANÇAISE

Copyright Notice

The text, figures, and tables of ISO Publication, ISO 15027-3, First edition of ISO 15027-3: 2006-09-01, are used in this Standard with the consent of the ISO and the American National Institute (ANSI). The ISO copyrighted material has been reproduced with permission from ANSI. The ISO Foreword and Introduction are not a part of the requirements of this Standard but are included for information purposes only. Copies of ISO Publication 15027-3 may be purchased from:

Director, Business Development
American National Standards Institute
1180 Avenue of the Americas, 10th Floor
New York, NY 10036
Phone: (212) 642-4900

The Canadian adoption of this International Standard as a National Adoption of Canada contains information copyright protected by ULSE. All rights reserved. No part of this National Adoption of Canada may be reproduced in any form without the prior permission of ULSE. ISO material is reprinted with permission. Requests for permission to reproduce this National Adoption of Canada or parts thereof should be addressed to:

Compliance Department
ULSE Inc.
1603 Orrington Ave.
Evanston, IL 60201

Copyright violators will be prosecuted to the full extent of the law.

Reasons for Differences from ISO

National Differences from the ISO standard are being added in order to address regulatory and safety situations present in the US and Canada.

No Text on This Page

ULNORM.COM : Click to view the full PDF of UL 15027-3 2025

NATIONAL DIFFERENCES

There are six types of National Differences as noted below. The difference type is noted on the first line of the National Difference in the standard. The standard may not include all types of these National Differences. The National Differences in this standard were developed via a binational effort by the Canada / US 15027 Task Group.

DR – These are National Differences based on the **national regulatory requirements**.

D1 – These are National Differences which are based on **basic safety principles and requirements**, elimination of which would compromise safety for consumers and users of products.

D2 – These are National Differences from ISO requirements based on existing safety practices. These requirements reflect national safety practices, where empirical substantiation (for the IEC or national requirement) is not available or the text has not been included in the IEC standard.

DC – These are National Differences based on the component standards and will not be deleted until a particular component standard is harmonized with the ISO component standard.

DE – These are National Differences based on **editorial comments or corrections**. Some examples of editorial comments or corrections include replacing "lifejacket" with "PPD" or vice versa and correcting paragraph references.

DT – These are National Differences that are the result of pending changes that have been tentatively agreed internationally by ISO TC188/SC1 for the next edition of the standard and therefore are expected outcomes of the second edition of ISO 15027. These changes include both clarifications and substantive changes in requirements and that will be reviewed when the next edition of ISO 15027 is published.

Each national difference contains a description of what the national difference entails. Typically one of the following words is used to explain how the text of the national difference is to be applied to the base ISO text:

Addition / Add – An addition entails adding a complete new numbered clause, subclause, table, figure, or annex. Addition is not meant to include adding select words to the base ISO text.

Modification / Modify – A modification is an altering of the existing base ISO text such as the addition, replacement or deletion of certain words or the replacement of an entire clause, subclause, table, figure, or annex of the base ISO text.

Deletion / Delete – A deletion entails complete deletion of an entire numbered clause, subclause, table, figure, or annex without any replacement text.

No Text on This Page

ULNORM.COM : Click to view the full PDF of UL 15027-3 2025

Foreword (ISO)

ISO (the International Organization for Standardization) is a worldwide federation of national standards bodies (ISO member bodies). The work of preparing International Standards is normally carried out through ISO technical committees. Each member body interested in a subject for which a technical committee has been established has the right to be represented on that committee. International organizations, governmental and non-governmental, in liaison with ISO, also take part in the work. ISO collaborates closely with the International Electrotechnical Commission (IEC) on all matters of electrotechnical standardization.

International Standards are drafted in accordance with the rules given in the ISO/IEC Directives, Part 2.

The main task of technical committees is to prepare International Standards. Draft International Standards adopted by the technical committees are circulated to the member bodies for voting. Publication as an International Standard requires approval by at least 75 % of the member bodies casting a vote.

Attention is drawn to the possibility that some of the elements of this document may be the subject of patent rights. ISO shall not be held responsible for identifying any or all such patent rights.

ISO 15027-3 was prepared by the European Committee for Standardization (CEN) Technical Committee CEN/TC 162, *Protective clothing including hand and arm protection and lifejackets*, in collaboration with Technical Committee ISO/TC 188, *Small craft*, Subcommittee SC 1, *Personal safety equipment*, in accordance with the Agreement on technical cooperation between ISO and CEN (Vienna Agreement).

This second edition cancels and replaces the first edition (ISO 15027-3:2002), which has been technically revised. The main technical changes are:

- a) clarification that test subjects are human test subjects;
- b) addition of two sites for skin temperature measurement;
- c) revision of field of vision test;
- d) merger of 3.10 and 3.11 into one clause and renumbering of consecutive clauses;
- e) mean body temperature deleted;
- f) clarification that underclothing shall be specified by the manufacturer
- g) revision of requirements regarding the testing of a Class D suit.

ISO 15027 consists of the following parts, under the general title *Immersion suits*:

- *Part 1: Constant wear suits, requirements including safety*
- *Part 2: Abandonment suits, requirements including safety*
- *Part 3: Test methods*

No Text on This Page

ULNORM.COM : Click to view the full PDF of UL 15027-3 2025

1 Scope

This part of ISO 15027 specifies the test methods for constant wear suits, including helicopter transit suits, and abandonment suits.

1DV DR Modification of 1st paragraph of Clause 1 by replacing it with the following:

This part of ISO 15027 specifies the test methods for constant wear and abandonment suit systems.

Requirements for constant wear suits are given in ISO 15027-1:2012 and requirements for abandonment suits are given in ISO 15027-2:2012.

2 Normative references

The following referenced documents are indispensable for the application of this document. For dated references, only the edition cited applies. For undated references, the latest edition of the referenced document (including any amendments) applies.

EN 590, *Automotive fuels – Diesel – Requirements and test methods*

ISO 811, *Textile fabrics – Determination of resistance to water penetration – Hydrostatic pressure test*

ISO 12402 (all parts), *Personal flotation devices*

ISO 13935-2, *Textiles – Seam tensile properties of fabrics and made-up textile articles – Part 2: Determination of maximum force to seam rupture using the grab method*

ISO 15027-1:2012, *Immersion suits – Part 1: Constant wear suits, requirements including safety*

ISO 15027-2:2012, *Immersion suits – Part 2: Abandonment suits, requirements including safety*

2DV D2 Modification of Clause 2 by adding the following:

ANSI/UL 1191, *Components for Personal Flotation Devices*

ISO 15831:2004, *Clothing – Physiological effects – Measurement of thermal insulation by means of a thermal manikin*

3 Testing of the device

3.1 General

Requirements, for which no special test methods are given in this part of ISO 15027, shall be tested in one of the following ways:

- a) by tests referred to in ISO 15027-1 and ISO 15027-2; or
- b) by measurement; or
- c) by visual assessment; or

d) by functional test.

Prior to testing, materials and components shall be conditioned for $(24 \pm 0,1)$ h under standard atmosphere. The temperature cycling test and the rotating shock bin test shall be carried out as pre-conditioning before any other tests are carried out.

3.2 Sampling

Where materials and components are common to a range of suits, it is permitted to test just one sample of each material or component, unless specified otherwise by the relevant test procedure.

3.3 Human test subjects

3.3.1 Instruction and selection

All human test subjects shall be familiar with the use of the suit under test. They shall be informed and instructed on the potential hazards of the tests. The human test subjects shall have a medical check-up to prove their medical fitness for completing the test. See also [3.8](#).

NOTE Attention is drawn to the principles of the Declaration of Helsinki (World Medical Association, 1964) as amended at Edinburgh 2000.

3.3.1DV D2 Modification of Clause 3.3.1 by replacing with the following:

All human test subjects shall be familiar with the use of the suit under test. They shall be informed and instructed on the potential hazards of the tests.

NOTE Attention is drawn to the principles of the Declaration of Helsinki (World Medical Association, 1964) as amended at Edinburgh 2000.

3.3.2 Number and sizes of human test subjects

Where tests call for the use of human test subjects, unless otherwise specified, six people shall be used, each wearing a suit of a size category suitable for their build. Their body sizes shall be within the heights and masses shown in [Table 1](#).

Table 1
Human test subject sizes

Height mm	Mass kg
1 400 to 1 600	1 person under 60 1 person over 60
> 1 600 to 1 800	1 person under 70 1 person over 70
> 1 800	1 person under 80 1 person over 80

3.3.2DV D2 Modification of Clause 3.3.2 and Table 1 by replacing with the following and Table 1DV:

Where tests call for the use of human test subjects, unless otherwise specified, 8 people shall be used, each wearing a suit system of a size category suitable for their build. Their body sizes shall be within the heights and masses shown in [Table 1DV](#).

Table 1DV

Category	Body Mass kg	Mean Height cm	Minimum height difference cm
1 ¹	< 60	160,0	11
2	60 < x < 67		
3	< 70	180,0	12
4	70 < x < 80		
5	< 80	> 180,0	15
6 ²	> 90		
<p>Note 1 – Of the two subjects in Category 1, one must have a body mass between 51,5 and 55,1 kg and the other shall be between 55,1 and 59,6 kg.</p> <p>Note 2 – Of the two subjects in Category 6, one must have a body mass between 94,3 and 104,0 kg and the other shall be between 104,0 and 115,5 kg.</p>			

3.3.3 Gender of human test subjects

At least one and not more than three of the persons should be females.

3.3.3DV D2 Modification of Clause 3.3.3 by replacing with the following:

For A2 suits, 4 male and 4 female including at least one subject from each of the six size categories specified in [Table 1DV](#) shall be used.

For Class A3, B, C and D suits, at least one and not more than three of the persons should be females.

3.3.4 Fitness of human test subjects

The persons complying with the criteria of [3.3.1](#) shall be capable of relaxing when in water out of their depth, be able to swim for 20 min and cover a distance of 350 m with the aid of an approved personal flotation device as recommended by the manufacturer and, after sufficient rest, board the platform specified in [3.10.6.6](#).

3.3.5 Dress of human test subjects

Throughout the following tests, unless otherwise specified, the underclothing specified by the manufacturer or, if not specified by the manufacturer, the standard underclothing according to [3.8.1.3](#) shall be worn by each human test subject.

3.3.6 Pass/fail criteria

All samples shall pass all objective tests for the entire device to meet the requirements of ISO 15027-1:2012 or ISO 15027-2:2012. However, due to the high variability between human test subjects and the difficulty in assessing some subjective measures, it is permitted that a device does not completely meet the requirements of the following subjective tests¹ in a single sample and in no more than one human test subject. In these circumstances, two other human test subjects within the same weight category and with the same gender, wearing the same size of suit should be subjected to the same test and before the same test panel as at [3.10.3](#). If this additional test is still not clearly passed as required in ISO 15027-1:2012 or ISO 15027-2:2012, then the device shall be deemed to have failed, whilst if it is clearly passed by the additional two subjects, the test panel may deem that the device has passed the test overall.

¹ For the purpose of this clause, "subjective tests" includes all tests that require the participation of human test subjects.

3.4 Fuel resistance test

Place three samples each of all exterior fabrics, typical seams, apertures and components in a suitable container and submerge them under a 100 mm head of diesel according to EN 590 at a temperature of $(20 \pm 2)^\circ\text{C}$ for 24 h. After removal from the container, remove the surface oil by wiping. Subject the samples to a hydrostatic test according to ISO 811 with a speed of 10 cm/min until 1 000 mm water head and then carry out a tensile seam strength test according to ISO 13935-2.

3.4DV D2 Modification of Clause 3.4 by replacing with Clause 3.4DV.1 to 3.4DV.1.3:

3.4DV.1 Oil resistance test

3.4DV.1.1 Sampling

One suit or suit system shall be subjected to the oil resistance test.

3.4DV.1.2 Procedure

A suit shall be immersed under a (100 ± 10) mm head of diesel oil for 24 hours at room temperature. Before immersion, all apertures shall be sealed.

At the conclusion of the 24 hours, any surface oil should be wiped off and the suit shall be turned inside out. The suit shall then be placed on surface that is suitable for collecting and draining of water. The suit shall then be filled water to the neck level which shall be (300 ± 20) mm above the surface. The suit shall be left in this position for 1 h. At the conclusion of the test, the leakage of any water from the suit shall be measured and recorded.

3.4DV.1.3 Results

At the conclusion of the test, the leakage of any water from the suit shall be measured and recorded.

3.5 Flammability test

3.5.1 Principle

The test suit is passed over a test pan with burning test fuel to determine if the suit burns or continues to melt after removal.

3.5.1DV D2 Modification of Clause 3.5.1 by replacing with the following:

The test suit system and storage bag are separately passed over a test pan with burning test fuel to determine if the suit and storage bag burns or continues to melt after removal.

3.5.2 Apparatus

Test pan, (300 ± 20) mm \times (350 ± 20) mm \times (65 ± 5) mm.

Test fuel: petrol or n-heptane.

3.5.3 Sampling

One suit system shall be subjected to the flammability test.

3.5.3DV D2 Modification of Clause 3.5.3 by replacing with the following:

One suit system, including the storage bag, shall be subjected to the flammability test.

3.5.4 Procedure

Place the test pan in a draught-free area so that the suit, which is folded so that the neck part and feet are even, travels freely across the diagonal distance of the test pan.

3.5.4DV.1 D2 Modification of the 1st paragraph of Clause 3.5.4 by replacing with the following:

Place the test pan in a draught-free area so that the suit and bag separately can travel freely across the diagonal distance of the test pan.

Fill the test pan with water to a depth of 10 mm, followed by enough petrol or n-heptane to make a minimum total depth of 40 mm.

Ignite the petrol or n-heptane and allow to burn freely for 30 s.

Drape the suit over a suitable hanger, folded at the waist with the front outward. The bottom of the suit shall be (250 ± 20) mm from the top edge of the test pan, see [Figure 1](#). Secure loose parts above the lower part of the suit.

3.5.4DV.2 D2 Modification of the 4th paragraph of Clause 3.5.4 by replacing with the following:

Drape the suit over a suitable hanger, folded at the waist with the front outward. Separately, the storage bag shall be draped over a suitable hanger, folded at the center. The bottom of the suit and storage bag shall be (250 ± 20) mm from the top edge of the test pan, see [Figure 1](#). Secure loose parts above the lower part of the suit and storage bag.

Then expose the suit with a constant speed of 0,29 m/s through the flames for 2 s. The suit shall start and finish the test 2 m away from the closest edge of the test pan.

3.5.4DV.3 Modification of the 5th paragraph of Clause 3.5.4 by replacing with the following:

Then expose the suit at a constant speed that allows the suit to be exposed to the flames for $2 \pm 0,1$ s. The suit and storage bag shall start and finish the test 2 m away from the closest edge of the test pan.

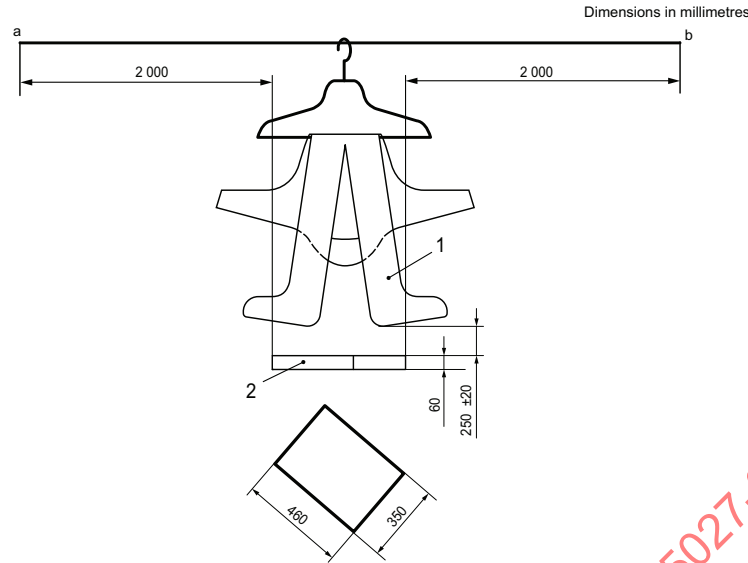
3.5.5 Evaluation

It shall be reported if the suit is destroyed by the flames. It shall be reported whether the suit sustains burning or continues melting 6 s after being removed from the flames.

3.5.5DV D2 Modification of Clause 3.5.5 by replacing with the following:

It shall be reported if the suit and storage bag is destroyed by the flames. It shall be reported whether the suit and storage bag sustains burning or continues melting 6 s after being removed from the flames.

ULNORM.COM : Click to view the full PDF of UL 15027-3 2025



su1057a

Key

1 suit

2 test pan

^a Start.^b Finish.**Figure 1****Flammability test****3.6 Rotating shock bin test****3.6.1 General**

The rotating shock bin test shall be carried out as a preconditioning before all other tests.

3.6.2 Apparatus

The equipment used shall be that shown in [Figure 2](#), consisting of a box of specific design made from plywood board, the inside surface of which shall be coated with hard plastic laminate or similar. The bearing of the bin shall be in the centre of the mass and permit the bin to be rotated freely.

3.6.2DV D2 Modification of Clause 3.6.2 by replacing with the following:

The equipment used shall be that shown in [Figure 2](#), consisting of a box of specific design made from plywood board or equivalent, the inside surface of which shall be coated with hard plastic laminate or similar. The bearing of the bin shall be in the centre of the mass and permit the bin to be rotated freely.

3.6.3 Procedure

Place a test sample in the bin through a flush panel in one of the bin's faces, then close and secure it. The bin shall be operated for a total of 150 rotations at a steady rate of 6 rotations per minute.

3.6.4 Evaluation

On completion of the rotations, the test sample shall be removed from the bin and examined by the panel for signs of wear and tear, and for any signs that the thermal insulation material has migrated.

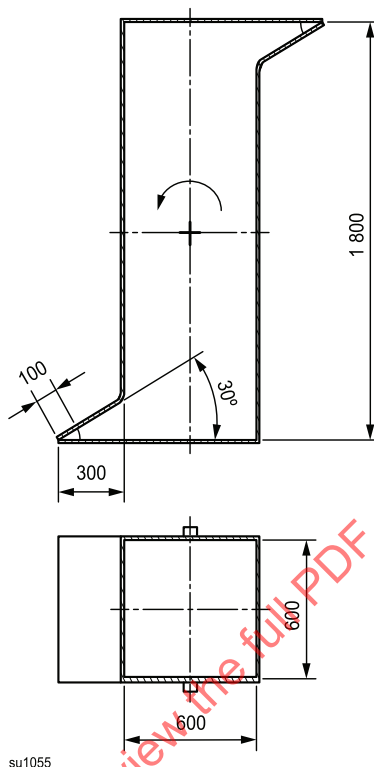


Figure 2

Design of rotation shock bin apparatus

3.7 Leakage measurement

3.7.1 Leakage measurement for jumping

3.7.1.1 Clean the suit samples in accordance with the manufacturer's cleaning instructions to condition them prior to leakage measurement and thermal testing. The number of cleaning cycles recommended by the manufacturer or five cleaning cycles shall be undertaken.

NOTE The amount of leakage will be used as the threshold value for the thermal test.

3.7.1.2 Each human test subject shall wear the suit system with the standard underclothing as specified by the manufacturer or, if not specified by the manufacturer, the standard underclothing according to 3.8.1.3. The human test subject shall carefully enter the pool using the pool ladder and remain there for 2 min in order to completely pre-wet the suit. The suit shall be vented of excess air prior to this test according to the instructions of the manufacturer. If a PFD is not required and there is an inflatable element on the suit, it shall not be inflated for this test.

3.7.1.3 The human test subject shall then climb out using the pool ladder, crouch, stretch, shake limbs and then stand to permit excess water to run off the exterior of the suit and to remove the water from all trapped areas. After 1 min the human test subject shall be weighed, in order to establish the human test

subject's gross weight before the leak test starts. The weighing scales shall have a capacity up to 150 kg, and a resolution of 0,02 kg or better.

3.7.1.4 Immediately after the "pre-wetting" and weighing, a PFD shall be donned and inflated if required. The human test subject shall then cover the mouth and nose with one hand and cross the other arm over the top, grasping the shoulder of the suit or of the PFD. The human test subject shall then jump vertically, feet first, into the pool from a height of $(4,5^{+0,5}_{-0})$.

3.7.1.5 After the jump, the human test subject shall climb out using the pool ladder, remove the PFD if used, crouch, stretch, shake limbs and then stand to remove free water from all trapped areas. After 1 min the human test subject shall be weighed again. The increase in weight shall be recorded, to be used together with the amount of leakage from swimming (see [3.7.2.4](#)) as the amount of leakage for the thermal test according to [3.8](#). The suit shall then be removed to record the location of leakage in the suit and the areas of wetted underclothing.

3.7.1DV D2 Modification of Clause 3.7.1 by replacing with Clause 3.7.1DV.1 to 3.7.1DV.1.2.1:

3.7.1DV.1 Leakage measurement for jumping for class A2, A3, B, C and D suits

3.7.1DV.1.1 Apparatus

3.7.1DV.1.1.1 The following shall be used to conduct the leaking measurement during jumping:

- a) A scale capable of measuring $250 \pm 0,020$ kg
- b) A tray to catch dripping water

3.7.1DV.1.2 Procedure

3.7.1DV.1.2.1 Prior to entering the water, the test subject shall don the suit using a dry set of underclothing and vent the suit.

3.7.1DV.1.2.2 Each human test subject shall wear the suit system with the standard underclothing as specified by the manufacturer or, if not specified by the manufacturer, the standard underclothing according to [3.8.1.3](#). The pre-wetting and weighing shall occur in accordance with [3.7.1DV.1.2.3](#) – [3.7.1DV.1.2.5](#). If a PFD is not required and there is an inflatable element on the suit, it shall not be inflated for this test.

3.7.1DV.1.2.3 Pre-wetting shall occur before the test is conducted. Prior to entering the water, the test subject shall don the suit system using a dry set of underclothing and vent the suit. The subject shall enter the water and ensure that all face and head seals remain out of the water. Any areas of the suit not immersed in water shall not be sprayed with water. This procedure shall continue for 3 min. The subject shall then exit the water.

3.7.1DV.1.2.4 Once on deck, the subject shall perform the following steps:

- a) Where hand protection is not integral to the suit system, the subject shall remove the hand protection and hold inverted to drain excess water,
- b) The subject shall stand for a period of 2 min. to allow excess water to drain from the exterior of the suit system,

c) During this time, the subject shall perform two series of forward and side bends and squats, holding each position for 10 s, to promote trapped water in the exterior of the suit to drain.

3.7.1DV.1.2.5 Following the 2 min. of draining the exterior of the suit, the subject shall be weighed using a scale on which the tray is positioned to catch the dripping water.

3.7.1DV.1.2.6 Immediately after the “pre-wetting” and weighing, a PFD shall be donned and inflated if required. The human test subject shall then cover the mouth and nose with one hand and cross the other arm over the top, grasping the shoulder of the suit or of the PFD. The human test subject shall then jump vertically, feet first, into the pool from a height of (4,5 -0, +0,5 m).

3.7.1DV.1.2.7 After the jump, the human test subject shall exit the water. Once on deck, the weighing of the subject shall be conducted in accordance with [3.7.1DV.1.2.4](#) – [3.7.1DV.1.2.5](#).

3.7.1DV.1.2.8 The total water ingress measurement shall be calculated by subtracting the pre-wetting weight from the weight after the jump.

3.7.1DV.1.2.9 The total water ingress shall be introduced during the thermal performance test.

3.7.1DV.1.3 Report

3.7.1DV.1.3.1 Report the total water ingress estimate amount in grams.

3.7.2 Leakage measurement for swimming

3.7.2.1 Following the leakage measurement for jumping, the human test subject shall re-don the suit system using a dry set of underclothing and vent the suit. The human test subject shall then carefully enter the pool using the pool ladder and remain there for 2 min in order to completely pre-wet the suit.

3.7.2.2 The human test subject shall then climb out using the pool ladder, crouch, stretch, shake limbs and then stand to permit excess water to run off the exterior of the suit and to remove the water from all trapped areas. After 1 min the human test subject shall be weighed in order to establish the human test subject's gross weight before the swim starts.

3.7.2.3 Immediately after the “pre-wetting” and weighing, any hand protection provided with the suit shall be donned and a PFD shall be donned and inflated if required. The human test subject shall then carefully re-enter the pool using the pool ladder and swim on the back for 20 min, covering a distance of at least 350 m in this time. The hands and arms shall be kept in the water even if not being used for propulsion.

3.7.2.4 After the swim, the human test subject shall climb out using the pool ladder, remove the hand protection and PFD if used, crouch, stretch, shake limbs and then stand to remove free water from all trapped areas. After 1 min the human test subject shall be weighed again. The increase in weight shall be recorded, to be used together with the amount of leakage from jumping (see [3.7.1.5](#)) as the amount of leakage for the thermal test according to [3.8](#). The suit shall then be removed to record the location of leakage in the suit and the areas of wetted underclothing.

3.7.2DV D2 Modification of Clause 3.7.2 by replacing with 3.7.2DV.1 to 3.7.2DV.1.3.2.1:

3.7.2DV.1 Leakage measurement for swimming

3.7.2DV.1.1 Class A1 Suit – Reserved for future use

3.7.2DV.1.2 Class A2 Suit

3.7.2DV.1.2.1 Procedure

3.7.2DV.1.2.1.1 Each subject shall don the suit system using a dry set of underclothing and vent the suit. All detachable components, if any, removed (e.g. hood, gloves, buoyancy element), shall climb into the water and pre-wetting shall occur in accordance with [3.7.1DV.1.2.3](#) – [3.7.1DV.1.2.5](#).

3.7.2DV.1.2.1.2 At the start of the test, each subject, with the suit system fully donned including detachable components, shall slowly enter the water and proceed to swim on their back at an approximate speed of 18 m/min for 60 min. Subjects shall use their arms and legs for swimming throughout. The distance covered shall be recorded and must lie between 1000 and 1200 m.

3.7.2DV.1.2.1.3 Each subject shall then leave the water and remove the detachable components immediately. Once on deck, the weighing of the subject shall be conducted in accordance with [3.7.1DV.1.2.4](#) – [3.7.1DV.1.2.5](#) Calculation of Water Ingress – Calculate the amount of water, W , to be introduced at the start of the insulation measurement using the following formula:

$$W = W1 + 3L$$

where:

W = mass of water to be introduced, in grams

$W1$ = water ingress, in grams, average for eleven subjects, measured at jump test

L = water ingress, in grams, average for eleven subjects, measured at 60 min swim test.

Note: $W1$ and L should be taken as one standard deviation above the mean for the eleven subjects tested.

3.7.2DV.1.2.1.4 Where water ingress has been recorded specific to each detachable component, the greatest ingress value recorded from the tests described in [3.7.2DV.1.2.1.1](#) – [3.7.2DV.1.2.1.4](#) shall be introduced specific to the component it was recorded from.

3.7.2DV.1.3 Class A3, B, C and D Suits

3.7.2DV.1.3.1 Procedure

3.7.2DV.1.3.1.1 Prior to entering the water, the test subject shall don the suit system using a dry set of underclothing and vent the suit.

3.7.2DV.1.3.1.2 Each subject, with the suit system fully donned and all detachable components, if any, removed (e.g. hood, gloves, buoyancy element), shall climb into the water and pre-wetting shall occur in accordance with [3.7.1DV.1.2.3](#) – [3.7.1DV.1.2.5](#).

3.7.2DV.1.3.1.3 The human test subject shall either float on their back in calm water for 1 h; or swim on their back for 20 min covering a distance of at least 350 m.

3.7.2DV.1.3.1.4 Each subject shall then leave the water. Once on deck, the weighing of the subject shall be conducted in accordance with [3.7.1DV.1.2.4](#) – [3.7.1DV.1.2.5](#).

3.7.2DV.1.3.1.5 The total water ingress shall be calculated by subtracting the pre-wetted weight from the weight measured in [3.7.2DV.1.3.1.4](#).

3.7.2DV.1.3.1.6 The total water ingress shall be introduced during the thermal performance test.

3.7.2DV.1.3.2 Report

3.7.2DV.1.3.2.1 Report the total water ingress amount in grams.

3.8 Thermal test

3.8.1 Using a thermal manikin

3.8.1.1 General

The test house shall validate that the thermal manikin used is able to provide thermal insulation values for immersion suits which are within $\pm 10\%$ of the values obtained from human subject testing of the suits.

NOTE The validation should be accompanied by an exchange of experience between the manikin testing laboratories, round robin testing, and the correlation of results between the tests with human subject and manikin.

3.8.1.1DV D2 Modification of Clause 3.8.1.1 by replacing with the following:

The overall thermal insulation of the immersion suit system may be determined by use of a thermal manikin. The thermal manikin test method is not intended to duplicate the heat loss experienced by humans in cold water. The method provides a safe and ethical means of providing consistent and repeatable measurements of the thermal resistance of clothing ensembles.

3.8.1.2 Apparatus

A thermal manikin shall be constructed so that it

- a) has a surface area and shape similar to that of a 50th percentile man and at least 9 segments representing the head, upper torso, right and left arms, hip, right and left thigh, and right and left lower legs;
- b) can be dressed in the underclothing specified by the manufacturer or in standard underclothing according to [3.8.1.3](#);

- c) is capable of being heated to and controlled at a programmable uniform temperature in each segment;
- d) can control and measure temperatures and power inputs and calculate, record and present the parameters;
- e) can be immersed to the neck in water without causing failure in the electrical system if water leaks inside the outer clothing;
- f) can be calibrated both in and out of the water;
- g) shows reproducible results with less than $\pm 4\%$ variance for three tests on the same suit system.

3.8.1.2DV D2 Modification of Clause 3.8.1.2 by replacing with the following:

A thermal manikin shall be constructed so that it

- a) has a surface area and shape similar to that of a 50th percentile man and at least 9 segments representing the head, upper torso, right and left arms, pelvis, right and left thigh, and right and left lower legs;
- b) can be dressed in the underclothing specified by the manufacturer or in standard underclothing according to [3.8.1.3](#);
- c) is capable of being heated to and controlled at a programmable uniform temperature in each segment;
- d) can control and measure temperatures and power inputs and calculate, record and present the parameters;
- e) can be immersed to the neck in water without causing failure in the electrical system if water leaks inside the outer clothing;
- f) can be calibrated both in and out of the water;
- g) meets the requirements of ISO 15831 Section 5.1 except that it does not need to maintain a temperature of $34,0 \pm 0,2^{\circ}\text{C}$. Rather it must provide an average skin temperature that is no less than 3°C greater than the water temperature.
- h) An immersion frame or equivalent system shall be used to secure and position the manikin in the pre-determined Natural Flotation Position, for the suit system being tested. The immersion system should have minimal contact points on the manikin, not restrict water flow around then manikin and allow the manikin flotation position to be adjusted to meet the pre-determined Natural Flotation Position. This would include adjustments to achieve mouth freeboard, abdomen freeboard and toe freeboard.

3.8.1.3 Standard underclothing

The underclothing to be worn in connection with the suit system shall be specified by the manufacturer. If not specified by the manufacturer, the following standard underclothing shall be used for testing.

- a) For class A suit systems:
 - underwear (short-sleeved, short-legged);

- long sleeved shirt;
- trousers (not woollen);
- woollen socks;
- appropriate footwear (if the suit is used with footwear).

The thermal insulation of the dry standard underclothing shall be no more than 1 clo measured with the thermal manikin in air.

- b) For class B, C and D suit systems: as for class A, with the addition of two woollen long-sleeved pullovers.

The underclothing shall be in good condition and shall not be altered by use or otherwise damaged. The size of each piece of underclothing shall be suitable for the individual human test subject.

3.8.1.3.1DV D2 Addition of Clause 3.8.1.3.1DV.1 to 3.8.1.3.1DV.4 to Clause 3.8.1.3:

3.8.1.3.1DV.1 Controlled water tank

The manikin shall be immersed in a controlled water tank at least 3 m x 2 m x 2 m (length x width x depth). The water is to be calm but circulated. In the tank, variations within 0,5 m of the manikin's surface shall not exceed the following:

- a) Air temperature $\pm 1,0^{\circ}\text{C}$
- b) Water temperature $\pm 0,5^{\circ}\text{C}$

In the water tank temporal variations during the test period shall not exceed the following:

- a) Air temperature $\pm 0,5^{\circ}\text{C}$
- b) Water temperature $\pm 0,5^{\circ}\text{C}$

3.8.1.3.1DV.2 Air temperature sensor(s)

To monitor air temperature above the water tank during the test, one sensor with an overall accuracy of $\pm 0,2^{\circ}\text{C}$ and a time constant not exceeding 1 minute may be used. However, multiple sensors are preferable.

The temperature sensor(s) shall be placed at a distance of $(0,5 \pm 0,1)$ m from the manikin. If a multiple sensors are used, they shall be spaced at equal height intervals above the water surface, and their readings averaged.

3.8.1.3.1DV.3 Water temperature sensor(s)

To monitor water temperature in the water tank during the test, two sensors(s) with an overall accuracy of $\pm 0,2^{\circ}\text{C}$ and a time constant not exceeding 1 minute may be used.

The water temperature sensors shall be placed at a distance of $(0,25 \pm 0,1)$ m from the manikin. If a multiple sensors are used, they shall be spaced at equal depth intervals below the water surface, and their readings averaged.

3.8.1.3.1DV.4 Method of stirring water

Stirred water conditions for a immersed thermal manikin test can be achieved by using a submersible sump pump, secured to the manikin's immersion frame. The circulation pump should be a 1/4 HP with a flow rate of approximately 2,000 GPH. The pump outflow is attached to a 3/4 PVC pipe 1,5 m in length and the pump and pipe should be secured approximately 0,3 to 0,5 m below the manikin. The pipe has 1/8 inches holes every 30 cm, located 30 degrees from the top vertical position. Once the manikin and circulation system are immersed and the pump turned on, a gentle stirring of the water in the vicinity of the manikin should be visible.

3.8.1.4 Procedure

The thermal protection provided by a suit system shall be assessed by measurement of the effective insulation of the whole suit system and associated underclothing placed on a thermal manikin and immersed in calm but circulated water. The suit shall be filled with the amount of leakage determined according to [3.7.1](#) and [3.7.2](#).

The immersed position shall be defined by using a male human test subject of approximately a 50th percentile size and having an in-water weight of (55 ± 10) N, to correlate the tests with the tests using human test subjects. Both tests shall show equivalent results.

3.8.1.4DV.1 D2 Modification of the 2nd paragraph of Clause 3.8.1.4 by replacing with the following:

Flotation Position – A subject of approximately the same mass and height of the manikin and wearing test clothing shall don the suit system, inflate the auxiliary buoyancy element (if any) and enter the calm water. The subject shall assume a relaxed, floating position. The freeboard is measured to the mouth, abdomen and toes, perpendicular from the surface of the water. This shall be the freeboard and body position used for the thermal manikin.

The in-water weight of this male human test subject wearing a swim suit is taken with the tip of the chin and bottom of the ear lobes touching the water at the bottom of the normal breathing cycle. The in-water weight is the highest repeated value out of 10 readings or the third highest value if none is repeated.

3.8.1.4DV.2 D2 Delete 3rd paragraph of Clause 3.8.1.4

3.8.1.5DV D2 Addition of Clause 3.8.1.5DV.1 to Clause 3.8.1:

3.8.1.5DV.1 Calculation of test results

The overall thermal resistance of the immersion suit system is calculated on the test results gained with the manikin using the following equation.

$$R_{\text{overall}} = ((A_1 / A_T) / R_1) + ((A_2 / A_T) / R_2) + \dots + (A_n / A_T) / R_n)^{-1}$$

where,

n = number of segments on manikin

A_i = segment surface area (m^2)

A_T = total surface area (m^2)

R_i = segment insulation (clo)

3.8.2 Using human test subjects

3.8.2.1 Human test subjects

Human test subjects shall be volunteers meeting the requirements in [3.3.2](#) and shall have signed an informed consent form. Children (person aged 16 years or younger) are not allowed to undergo thermal tests.

3.8.2.1DV D2 Modification of the 1st paragraph of Clause 3.8.2.1 by replacing with the following:

Human test subjects shall be volunteers meeting the requirements in [3.3.3](#) and shall have signed an informed consent form. Children (person aged 16 years or younger) are not allowed to undergo thermal tests.

Due to the nature of this test, different human test subjects to those used in the other tests may be used. Each human test subject shall be familiarized with the test procedure, medically screened, and their fat content shall be measured prior to the start of the test. Each human test subject shall not be more than 10 % overweight or underweight for his height and physical type as determined by a physician or physiologist or from published physiological data. Each human test subject shall have had a normal night's sleep before the test, a well-balanced meal 1 h to 5 h before the test, and no alcoholic beverages for 24 h prior to the test. In addition to the suit system, each human test subject shall wear the underclothing specified by the manufacturer or, if not specified by the manufacturer, the standard underclothing according to [3.8.1.3](#).

The testing laboratory has to take care of the safety of the human test subjects by medical check-up, monitoring and reporting the test by a physician or physiologist. The preparation, the test and the follow-up have to be supervised by a physician or physiologist experienced with the medical treatment of hypothermia. For the preparation of the tests, ISO 9886, ISO 10551 and ISO 12894 should be considered.

3.8.2.2 Principles

NOTE 1 The testing of immersion suits using human test subjects is based on sound and proven procedures used for tests under SOLAS rules. The procedures are comparable and the results can be used vice versa. This will reduce the amount of tests for the benefit of users, manufacturers and human test subjects. The test of ISO 15027-2:2012 class A suit system will correspond with an insulated SOLAS suit, whereas class D will be comparable to an uninsulated SOLAS suit. The ISO classes B and C will fit in-between.

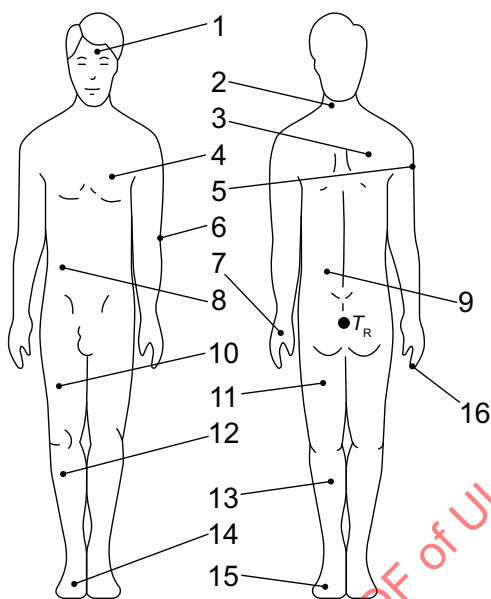
3.8.2.2DV.1 D2 Modification of Clause 3.8.2.2 NOTE 1 by replacing with the following:

NOTE 1 The testing of immersion suits using human test subjects is based on sound and proven procedures used for tests under SOLAS rules. The test of UL 15027-2:2012 class A suit system will correspond with an insulated SOLAS suit, whereas class D will be comparable to an uninsulated SOLAS suit. The UL classes B and C will fit in-between.

Rectal temperature shall be measured. Skin temperature shall be measured using temperature transducers placed on 16 sites (S1...S16) on the skin, see [Figure 3](#).

The transducers shall be capable of measuring the surface temperature (accuracy $\pm 0,2$ °C).

NOTE 2 Rectal temperature represents core temperature.



su3663

Key

- 1 forehead (S1)
- 2 neck (S2)
- 3 right scapula (S3)
- 4 left upper chest (S4)
- 5 right arm – upper location (S5)
- 6 left arm – lower location (S6)
- 7 left hand (S7)
- 8 right abdomen (S8)
- 9 left paravertebral (S9)
- 10 right anterior thigh (S10)
- 11 left posterior thigh (S11)
- 12 right shin (S12)
- 13 left calf (S13)
- 14 right instep (S14)
- 15 left heel (S15)
- 16 small finger (S16)
- T_R = rectal temperature

Figure 3
Position of measuring sites

Mean skin temperature (MST) shall be calculated according to [Figure 3](#):

$$MST = (0,07 \cdot S1 + 0,175 \cdot S3 + 0,175 \cdot S4 + 0,07 \cdot S5 + 0,07 \cdot S6 + 0,05 \cdot S7 + 0,19 \cdot S10 + 0,2 \cdot S13)$$

3.8.2.3 Procedure

3.8.2.3.1 General

The test shall be conducted in calm but circulating water with a temperature as specified by the different procedures. The air temperature shall be between 5 °C and 10 °C. Each human test subject shall be fitted with the specified number of temperature transducers placed at the sites shown in [Figure 3](#).

Following the placement of the transducers on the body, the human test subjects shall don the underclothing specified by the manufacturer or, if not specified by the manufacturer, the standard underclothing according to [3.8.1.3](#), and the suit system. The water shall be introduced between the suit system and the underclothing in the approximate locations as determined in [3.7.1](#) and [3.7.2](#). All primary and secondary closures shall be secured. The human test subjects shall enter the still water with care and assume a relaxed position. Human test subjects may undertake moderate activity movement to prevent discomfort during the exposure.

The test shall be stopped if any human test subject's core temperature has fallen more than 2 °C. The test shall be stopped if any human test subject's skin temperature has decreased to ≤ 10 °C at any of the 16 specified transducers for more than 15 min.

3.8.2.3.2 Class A suit system

Six human test subjects as specified shall be exposed for a time of 6 h to water with a temperature of (2^{+1}_{-0}) °C.

3.8.2.3.3 Class B suit system

Six human test subjects as specified shall be exposed for a time of 4 h to water with a temperature of (2^{+1}_{-0}) °C.

3.8.2.3.3DV D2 Modification of Clause 3.8.2.3.3 by replacing with the following:

Eight human test subjects as specified shall be exposed for a time of 4 h to water with a temperature of (2^{+1}_{-0}) °C.

3.8.2.3.4 Class C suit system

Six human test subjects as specified shall be exposed for a time of 2 h to water with a temperature of (5^{+1}_{-0}) °C.

3.8.2.3.4DV D2 Modification of Clause 3.8.2.3.4 by replacing with the following:

Eight human test subjects as specified shall be exposed for a time of 2 h to water with a temperature of (5^{+1}_{-0}) °C.

3.8.2.3.5 Class D suit system

Six human test subjects as specified shall be exposed for a time of 2 h to water with a temperature of $(10^{+1}_{-0})^{\circ}\text{C}$.

NOTE Class D suits will mainly cover a wide variety of designs such as wet suits, one-layer suits and thermal protection aids.

3.8.2.3.5DV D2 Modification of Clause 3.8.2.3.5 by replacing with the following:

Eight human test subjects as specified shall be exposed for a time of 2 h to water with a temperature of $(10^{+1}_{-0})^{\circ}\text{C}$.

3.9 Temperature cycling test

3.9.1 General

The temperature cycling test shall be carried out as a preconditioning before all other tests.

3.9.2 Procedure

The suit, along with any attachments, shall be subjected to the following exposures with the suit packed in accordance with the manufacturer's instructions. The stowage pack shall not be closed or sealed for the exposures. The suit shall be subjected to 10 alternating cycles of 8 h continuous exposures to temperatures of $(65 \pm 2)^{\circ}\text{C}$ and $(-30 \pm 2)^{\circ}\text{C}$. These alternating temperatures need not follow immediately after each other. On completion of the temperature cycling test, the suit shall be visually inspected for signs of degradation to the materials or construction or to any attachments.

3.10 Ergonomic performance testing

3.10.1 General

3.10.1.1 Sampling

The tests shall be carried out on a representative sample set of a minimum of six suits.

3.10.1.2 Test in conjunction with other items

Where a safety harness or other item tested to an International Standard forms an integral part of a suit system, the performance shall be tested in conjunction with these items and according to the related standards.

3.10.1.3 Procedure

The suit system shall be tested by human test subjects selected according to [3.3](#), in front of an assessment panel of not less than three persons, experienced in the use and assessment of this type of equipment. Testing shall be conducted in a swimming pool containing fresh water, treated as necessary for hygienic purposes. Where the standard calls for testing to be conducted using a PFD tested according to the relevant part of ISO 12402, this PFD shall not be required if the suit itself has been tested according to the relevant part of ISO 12402. The testing shall be conducted in the order of appearance in [3.10](#), except for the helicopter transit suit tests. The tests in [3.10.7](#) for a helicopter transit suit may be conducted as a separate test sequence.

3.10.1.3DV D2 Modification of Clause 3.10.1.3 by replacing with the following:

The suit system shall be tested by human test subjects selected according to [3.3](#). Testing shall be conducted in a swimming pool containing fresh water, treated as necessary for hygienic purposes. Where the standard calls for testing to be conducted using a PFD tested according to the relevant part of UL 12402, this PFD shall not be required if the suit itself has been tested according to the relevant part of UL 12402. The testing shall be conducted in the order of appearance in [3.10](#), except for the helicopter transit suit tests. The tests in [3.10.7](#) for a helicopter transit suit may be conducted as a separate test sequence.

3.10.1.4 Hand protection

If the suit system is supplied with removable hand protection, the tests in [3.10](#) may be performed without the hand protection.

3.10.2 Donning**3.10.2.1 General****a) Abandonment suit**

Following a demonstration, each human test subject, out of sight of the other human test subjects, shall be able to unpack, don and fully secure the suit over the underclothing within the required donning time of two minutes according to ISO 15027-2:2012, 4.11.3 at an air temperature of $(20 \pm 2) ^\circ\text{C}$ and without assistance. If necessary, the human test subject may sit or lie on the floor but shall not make use of a chair or any vertical support.

In the case of a suit which is to be worn in conjunction with a PFD, the two minutes shall include the time to don the recommended PFD without assistance. If a PFD is not required and there is an inflatable element on the suit, it shall also be inflated within the two minutes for this test.

Three suits in their bags (one for each human test subject size range) shall be placed in a cold chamber for 24 h at a temperature of $(-30 \pm 2) ^\circ\text{C}$. Human test subjects shall be able to unpack and don the suit in the cold chamber within five minutes. These tests shall be performed with the underclothing specified by the manufacturer or, if not specified by the manufacturer, the standard underclothing according to [3.8.1.3](#). In the case of a suit which is to be worn in conjunction with a PFD, the donning time shall include the time to don the PFD without assistance. If a PFD is not required and there is an inflatable element on the suit, it shall also be inflated within the five minutes for this test.

The suit system shall be checked visually for any damage after donning.

b) Constant wear suit

Following a demonstration, each human test subject out of sight of the other human test subjects, shall be able to unpack, don and fully secure the suit over the underclothing within the required donning time of five minutes according to ISO 15027-1:2012, 4.10.3 at a temperature of $(20 \pm 2) ^\circ\text{C}$ and without assistance. If necessary, the human test subject may sit or lie on the floor but shall not make use of a chair or any vertical support.

In the case of a suit which is to be worn in conjunction with a PFD, the five minutes shall include the time to don the recommended PFD without assistance. If a PFD is not required and there is an inflatable element on the suit, it shall also be inflated for this test.

The suit system shall be checked visually for any damage after donning.

3.10.2.1DV D2 Modification of Clause 3.10.2.1 by replacing with the following:

a) Abandonment suit system

Following a demonstration, each human test subject, out of sight of the other human test subjects, shall be able to unpack, don and fully secure the suit over the underclothing within the required donning time of two minutes according to UL 15027-2, 4.11.3 at an air temperature of $(20 \pm 2) ^\circ\text{C}$ and without assistance. If necessary, the human test subject may sit or lie on the floor but shall not make use of a chair or any vertical support.

In the case of a suit system which is to be worn in conjunction with a PFD, the two minutes shall include the time to don the recommended PFD without assistance. If a PFD is not required and there is an inflatable element on the suit system, it shall also be inflated within the two minutes for this test. Three suits in their bags (one for each human test subject size range) shall be placed in a cold chamber for 24 h at a temperature of $(-30 \pm 2) ^\circ\text{C}$. Human test subjects shall be able to unpack and don the suit system in the cold chamber within five minutes. These tests shall be performed with the underclothing specified by the manufacturer or, if not specified by the manufacturer, the standard underclothing according to 3.8.1.3. In the case of a suit system which is to be worn in conjunction with a PFD, the donning time shall include the time to don the PFD without assistance. If a PFD is not required and there is an inflatable element on the suit system, it shall also be inflated within the five minutes for this test.

The suit system shall be checked visually for any damage after donning.

b) Constant wear suit system

Following a demonstration, each human test subject out of sight of the other human test subjects, shall be able to unpack, don and fully secure the suit system over the underclothing within the required donning time of five minutes according to ISO 15027-1:2012, 4.10.3 at a temperature of $(20 \pm 2) ^\circ\text{C}$ and without assistance. If necessary, the human test subject may sit or lie on the floor but shall not make use of a chair or any vertical support.

In the case of a suit system which is to be worn in conjunction with a PFD, the five minutes shall include the time to don the recommended PFD without assistance. If a PFD is not required and there is an inflatable element on the suit system, it shall also be inflated for this test.

The suit system shall be checked visually for any damage after donning.

3.10.2.2 Suits for helicopter transit flights

Where the suit is intended to be used for helicopter transit flights and is designed to be worn unsealed in flight, it shall be capable of being correctly sealed by the user within 10 s. This action shall be possible when seated at the user's normal position in a helicopter with harness fastened and wearing an un-inflated PFD, if required. If a PFD is not required and there is an inflatable element on the suit, it shall not be inflated for this test.

3.10.3 Walking

3.10.3.1 Constant wear suits (including helicopter transit suits)

Each human test subject shall wear the underclothing specified by the manufacturer or, if not specified by the manufacturer, the standard underclothing according to [3.8.1.3](#). Each human test subject shall walk at a normal speed (2,5 km/h to 3 km/h) a distance of 120 m on a smooth wetted surface along a course with at least four turns of at least 90°. Each human test subject shall walk the course twice wearing only underclothing and appropriate footwear, and the average time shall be recorded. The routine shall be repeated with the human test subject wearing the suit system over the underclothing and a PFD, if required. If an inflatable PFD is used, it shall not be inflated for this test. If a PFD is not required and there is an inflatable element on the suit, it shall not be inflated for this test. The average time for each human test subject wearing the suit shall not be more than 10 % greater than his average time without the suit. The human test subject shall be allowed to rest between each walk.

3.10.3.2 Abandonment suits

Each human test subject shall wear the underclothing specified by the manufacturer or, if not specified by the manufacturer, the standard underclothing according to [3.8.1.3](#). Each human test subject shall walk at a normal speed (2,5 km/h to 3 km/h) a distance of 30 m on a smooth wetted surface along a course with at least one turn of at least 90°. Each human test subject shall walk the course twice wearing only underclothing, and the average time shall be recorded. The routine shall be repeated with the human test subject wearing the suit system over the underclothing and a PFD, if required. If an inflatable PFD is used, it shall not be inflated for this test. If a PFD is not required and there is an inflatable element on the suit, it shall not be inflated for this test. The average time for each human test subject wearing the suit shall not be more than 25 % greater than his average time without the suit. The human test subject shall be allowed to rest between each walk.

3.10.4 Climbing

3.10.4.1 Constant wear suits (including helicopter transit suits)

Each human test subject shall climb a 5 m vertical ladder to a height where his feet are 3 m above the ground. Each human test subject shall climb the ladder twice wearing only the underclothing specified by the manufacturer or if no underclothing has been specified by the manufacturer the standard underclothing according to [3.8.1.3](#). The average time to reach the 3 m height and return to the ground level shall be recorded. The routine shall be repeated with the human test subject wearing the suit system including underclothing and a PFD, if required. If an inflatable PFD is used, it shall not be inflated for this test. If a PFD is not required and there is an inflatable element on the suit, it shall not be inflated for this test. The average time recorded for each human test subject wearing the suit system shall not be more than 10 % greater than his average time without the suit. The human test subject shall be allowed to rest between each climb.

3.10.4.2 Abandonment suits

Each human test subject shall climb a 5 m vertical ladder to a height where his feet are 3 m above the ground. Each human test subject shall climb the ladder twice wearing only the underclothing specified by the manufacturer or, if not specified by the manufacturer, the standard underclothing according to [3.8.1.3](#). The average time to reach the 3 m height and return to the ground level shall be recorded. The routine shall be repeated with the human test subject wearing the suit system including the underclothing and a PFD, if required. If an inflatable PFD is used, it shall not be inflated for this test. If a PFD is not required and there is an inflatable element on the suit, it shall not be inflated for this test. The average time recorded for each human test subject wearing the suit system shall not be more than 25 % greater than his average time without the suit. The human test subject shall be allowed to rest between each climb.

3.10.5 Dexterity and mobility

3.10.5.1 Dexterity tests for constant wear suits (including helicopter transit suits) and abandonment suits

Each human test subject shall wear the suit system, the underclothing specified by the manufacturer or, if not specified by the manufacturer, the standard underclothing according to [3.8.1.3](#), and a PFD, if required. Each human test subject shall be able to bend over (without squatting), pick up a length of 8 mm to 10 mm diameter rope, pass it round his waist and tie a double overhand knot in front of him. If an inflatable PFD is used, it shall not be inflated for this test. If a PFD is not required and there is an inflatable element on the suit, it shall not be inflated for this test. If the hand protection is removable, the test may be done without hand protection (see [3.10.1.4](#)).

In addition for abandonment suits, the test subject shall pick up a pencil and write.

3.10.5.1DV D2 Modification of the 2nd paragraph of Clause 3.10.5.1 by replacing with the following:

In addition for abandonment suits, the test subject shall pick up an 8 – 10 mm pencil and write.

3.10.5.2 Mobility tests for constant wear suits (including helicopter transit suits) and abandonment suits

Each human test subject shall be able to complete the following series of movements wearing the underclothing specified by the manufacturer or, if not specified by the manufacturer, the standard underclothing according to [3.8.1.3](#), the suit system and a PFD, if required. If a PFD is not required and there is an inflatable element on the suit, it shall not be inflated for this test. A pass shall be obtained if there is no visual damage to the seams of the suit and the tests are able to be completed by the human test subjects, without any discomfort. If any human test subjects fail any of the following tests then they shall repeat them without the suit to ensure that they can perform them.

- a) Kneel on both knees, lean forward and place both hands on the floor 450 mm in front of the knees.
- b) Position hands at chest level, palms out, reach directly overhead, interlock thumbs, extend arms fully.
- c) Kneel on the right knee, place left foot onto the floor with the left knee bent 90°. Touch toe of left foot with the thumb of the right hand.
- d) Extend arms fully in front of body, lock thumbs together, twist upper body 90° to the left and right.
- e) Stand with feet a shoulder width apart, arms at side. Raise the arms until they are parallel to the floor in front of the body. Squat down as far as possible.
- f) Kneel as in movement c) with left arm hanging loosely at side, raise right arm fully overhead.

3.10.5.2DV D2 Modification of Clause 3.10.5.2 to replace with the following:

Each human test subject shall be able to complete the following series of movements wearing the underclothing specified by the manufacturer or, if not specified by the manufacturer, the standard underclothing according to [3.8.1.3](#), the suit system and a PFD, if required. If a PFD is not required and there is an inflatable element on the suit system, it

shall not be inflated for this test. A pass shall be obtained if there is no visual damage to the seams of the suit and the tests are able to be completed by the human test subjects, without any discomfort. If any human test subjects fail any of the following tests then they shall repeat them without the suit system to ensure that they can perform them.

- a) Kneel on both knee, lean forward and place both hands on the floor 450 mm in front of the knees.
- b) Position hands at chest level, palms out, reach directly overhead, interlock thumbs, extend arms fully.
- c) Kneel on the right knee, place left foot onto the floor with the left knee bent 90°. Touch toe of left foot with the thumb of the right hand. Test should also be conducted for left knee, right foot and right hand to left toe as well.
- d) Extend arms fully in front of body, lock thumbs together, twist upper body 90° to the left and right.
- e) Stand with feet a shoulder width apart, arms at side. Raise the arms until they are parallel to the floor in front of the body. Squat down as far as possible.
- f) Kneel as in movement c) with left arm hanging loosely at side, raise right arm fully overhead. Repeat with right arm hanging loosely at side, raised left arm fully overhead.

3.10.6 In-water performance and field of vision tests

3.10.6.1 Jump test

Each human test subject shall wear the underclothing specified by the manufacturer or, if not specified by the manufacturer, the standard underclothing according to [3.8.1.3](#), the suit system correctly fastened and a PFD, if required. The human test subject shall jump feet first into water of a temperature of $\geq 15^{\circ}\text{C}$ from a height of $4,5^{+0,5}_0$. If an inflatable PFD is used, it shall not be inflated for this test. If a PFD is not required and there is an inflatable element on the suit, it shall not be inflated for this test. Each human test subject shall then leave the pool and the suit system shall be inspected for damage. If damage has occurred then the suit shall be deemed to have failed. Any injuries to the human test subject shall be reported.

3.10.6.2 In-water donning

3.10.6.2.1 When in the water, the human test subjects shall be able to fasten any secondary suit closures within 2 min.

3.10.6.2.2 Where the suit system has removable hand protection or is required to have hand protection, each human test subject wearing the underclothing specified by the manufacturer or, if not specified by the manufacturer, the standard underclothing according to [3.8.1.3](#), the suit system and a PFD, if required, shall demonstrate the removal of the hand protection from storage and its donning in 3 min. If a PFD is not required and there is an inflatable element on the suit, it shall not be inflated for this test. The time to remove and don the hand protection shall be recorded.

3.10.6.3 Turning test

Each human test subject shall wear the suit system, the underclothing specified by the manufacturer or, if not specified by the manufacturer, the standard underclothing according to [3.8.1.3](#), and a PFD, if required. The human test subject shall swim three breast strokes forward and then relax, arms by sides and legs